



Growing Responsibly the Nigerian Commercial Sector Through Marine Board Engineered Wood Energy to Break Critiques

Chukwudi Paulinus Ilo^{1*}, Kelechi Thankgod Ezirim² & Valentine Ifeanyi Ozono³

^{1,3}Department of Mechanical and Production Engineering, Enugu State University of Science and Technology, P.M.B. 01660, Enugu, Nigeria

²Department of Mechatronics Engineering, Federal University of Technology, Owerri, Imo State, Nigeria

DOI:10.5281/zenodo.19927426

ARTICLE INFO

Article history:

Received : 20-04-2026

Accepted : 27-04-2026

Available online : 30-04-2026

Copyright©2026 The Author(s):

This is an open-access article distributed under the terms of the Creative Commons Attribution 4.0 International License (CC BY-NC) which permits unrestricted use, distribution, and reproduction in any medium for non-commercial use provided the original author and source are credited.

Citation: Ilo, C. P., Ezirim, K. T., & Ozono, V. I. (2026). Growing Responsibly the Nigerian Commercial Sector Through Marine Board Engineered Wood Energy to Break Critiques. *IKR Journal of Multidisciplinary Studies (IKRJMS)*, 2(2), 68-76.



ABSTRACT

Original Research Article

Investigated was energy to break of the three most used Marine Board engineered wood products in the Nigerian commercial sector, Super-Plex, Marine Plex and Nplex with the objective of providing technical guidance for material selection to grow responsibly sustainable economic development. In accordance with ASTM D3043-17 standard and requirement with the testometric testing machine, four energies to break tests were conducted per sample, and aggregate average values reported. Plots on the dynamics of the energy to break of the samples were ensued by computer program from the data generated. Data were analyzed using one-way ANOVA with Tukey HSD post-hoc tests. Effect sizes (η^2 , Cohen's d) and coefficients of variation (CV) assessed practical significance and within-brand consistency. One-way ANOVA indicated a significant effect of brand on energy to break, $F(2,9) = 1.87 \times 10^4$, $p < .001$, $\eta^2 = .9998$. SUPER-PLEX exhibited the highest energy to break ($M = 3.32$, $SD = 0.005$ N.m), followed by MARINE-PLEX ($M = 1.48$, $SD = 0.004$ N.m) and NPLEX ($M = 1.24$, $SD = 0.029$ N.m). All pairwise differences were significant, $p < .001$, with extremely large effect sizes (Cohen's d = 12.2 to 409.7). Within-brand consistency was excellent for SUPER-PLEX (CV = 0.15%) and MARINE-PLEX (CV = 0.26%), and good for NPLEX (CV = 2.34%). These findings imply varying suitability for applications requiring toughness versus brittleness. This study concludes that SUPER-PLEX exhibits the highest energy to break, followed by MARINE-PLEX and NPLEX, and recommends the application of these findings in engineering and construction practices. The sustainable novel technical knowledge as baseline should be utilized in the designs, developments and constructions. Biomedical, mechanical, civil, mechatronics engineers and construction companies should value this. With regards to their energy to break other engineered wood products types yet to be researched should receive research attention in due course.

Keywords: Fracture Energy, Marine Plywood, Mechanical Test, Quality Assessment, Rigidity, Specific Energy Absorption, Toughness.

*Corresponding author: Chukwudi Paulinus Ilo

Department of Mechanical and Production Engineering, Enugu State University of Science and Technology, P.M.B. 01660, Enugu, Nigeria

Introduction

Background of the Study

Wood processing for exportation and domestic consumption played a vital role in the Nigerian economy from the late 1700s transversing 1960s usually referred to as the golden

age of Nigerian forestry up till early 1970s (Olorunnisola, 2023). Forestry products industrial goods exports were relished by Nigeria in the 1950's, 1960's and 1970's (Ogunwusi, 2012). Nigerian engineered wood market was valued at USD 8.81 billion in 2023 and is actually expected to reach USD 11.05 billion by 2030 growing at a CAGR of

3.3% (FMRL, 2025). Global engineered wood market was expected to reach USD 282.728 billion by the end of 2025 growing at a compound annual growth rate (CAGR) estimate of as much as 5.448% during 2025 with projection to reach USD 432.191 billion by the year 2033 (Shirsath, 2025). Engineered wood products, a derivative of wood product are typically obtained through the processes of binding fibers, particles, the strands, or boards of wood together. Wood composite in Nigeria remains a vital engineered wood product used comprehensively across packaging industries, furniture and construction. It is unfortunate that as at present despite abundant raw materials and fast-growing domestic market, Nigeria remain heavily dependent on importation of engineered wood products. Particle and fiberboards that are usually made of materials like rye and wheat straw, sugar cane residue, hemp stalks e.t.c, are widely used in the building industry as eco-friendly solutions to wood with increasing uses in ceiling boards, wall partitions and thermal insulators e.t.c, due to an excellent combination of mechanical, thermal and acoustic properties together with a competitive price (Garcia-Garcia, Quiles-Carrilo, Montanes, Fombuena, and Balart, 2018). Engineered wood products offer improved dimensional stability, mechanical properties as well as durability that streamline improved energy performance and larger complex structural elements (Fasasi, Baba & Ogunmilua, 2024). Mechanical properties improvements are usually remarkably observed with combination of the alkali treatment followed by silanization at the production of highly environmentally-friendly engineered fiberboards by a partially bio based epoxy resin as binder and hot-press molding using *Posidonia oceanica* wastes (Garcia-Garcia, et al, 2018). Remarkably, usage of wood waste materials in the production of engineered wood products has climaxed the reduction in the need to fell old-growth forests. Comparable engineered wood products are made from vegetable fibers using lignin-containing materials as well as chemical additives to enable the integration of polymer and wood flour to support optimal processing conditions. The use of engineered wood products has some unavoidable challenges that are associated with it. A common experience in engineered wood product that are fiber-based and particle-based when exposed to moisture is humidity-induced warping which is usually not common in solid woods. Higher risk usually exists as a result of higher chemical heat content and melting properties when a comparison is made between engineered wood product and solid wood products. When cheap and commonly used resins in the engineered wood product that are usually made with urea-formaldehyde bonded products are utilized, toxic formaldehyde from the finished products, a strong apprehension with engineered wood product is formed and generally appears. In a correlation analysis of the inflation rate and the prices of building materials in Benin city, (Obaedo, 2024) showed that inflation rate in Nigeria has a direct relationship with prices of building materials as inflation was the most influential factor responsible for

increase in cost of building materials. In the study of effect of building materials cost on housing development in Owerri, Imo state, eastern region of Nigeria, (Igboekulie, Monye and Joseph 2022) noted that a significant association exists between rate of residential development and building materials. Barguma, et al, (2022) demonstrated that the economy, especially building materials market was badly hit by the inflation with the purchasing power of the Nigerian currency, Naira seen to be decreasing from the critical study of inflation trend pattern and its impact on Nigeria's economy. Demand for engineered wood product across the globe and especially within Nigeria as projected by earlier statistics is on the increase on the account of substantial enhancement on the esthetic and mechanical properties despite these impediments. For sustainable economic development to be maintained, it becomes indispensable to study the energy to break of Marine Board engineered wood products in Nigeria as the specialized knowledge provided will serve to substantially mitigate associated financial loss due to use of unsuitable quality for multifaceted applications.

Energy to Break

Materials can absorb a lot of energy before breaking. Energy to break refers to the amount of energy a material can absorb before it actually breaks, ruptures or fractures. It's a measure of material's toughness. Materials with high energy to break values are generally more ductile and resistance to cracking while those with low values are more brittle. Ductile metals for example have high energy to break. Brittle materials on the other hand like glass have low energy to break. Energy to break also fracture energy as well as energy absorption capacity is usually obtained from tests on universal testing machines (UTM). The UTM measures the force applied and the displacement, allowing calculation of the energy absorbed which is the toughness up to the point of fracture.

Review of Literature

Akinyemi, Afolayan, and Oluwatobi 2016) found that panels with 50% CC had the most preferred performances for both physical and mechanical properties in a study of the properties of developed composite corn cob (CC) and sawdust (SD) particle boards using 0%, 25%, 50%, 75% and 100% variations for both agricultural wastes using formaldehyde as binder at constant volume. Eze, Ilo, and Dim (2025a), unearthed that Dabar reached aggregate average hardness of 526.50 Leeb Hardness Test (HLD), Sinoply reached aggregate average hardness of 547.50 HLD while Joubert reached aggregate average hardness of 548.50 HLD in the hardness examination on high density fibreboards in Nigerian economic sector. In a study of the flexural strength of high density fibreboard (HDF) engineered wood in Nigerian economy, (Ilo, Nneji, & Igede, 2025) discovered that Joubert (HDF) recorded 15.604 N/mm², Dabar (HDF) recorded 32.604 N/mm² while Sinoply (HDF) recorded 39.248 N/mm² of their flexural strength at peak. In

assessment of Medium Density Fibreboard (MDF) engineered wood load strain in Nigeria, (Ilo, Okoye, & Ugama 2025) found that statistically, MDF Hokusan ability to elongate at break is 35.9526% and 57.8750% higher than that of Richard Russel and SKG Nordic respectively, placing MDF Hokusan favoured while Richard Russel elongation potential over SKG Nordic is just 16.1250%. A modification of surface quality was noticed after 80 reuses with marine plywood formworks while such changes were observed after 50 reuses with oriented strand board (OSB) panels formworks in the study of the evolution of surface properties of concrete through measured lightness and absorption by (Courard, et al, 2012). Ilo, Nwanjoku and Olayeye (2025) studied flexural strength of medium density fibreboard (MDF) wood composite in Nigerian market and found that SGK Nordic had the best ultimate flexural strength of 13.568 N/mm², MDF Hokusan (MDF) recorded 1.24 N/mm², while Richard Russel had ultimate flexural strength of 12.986 N/mm². Okoye, Ilo, and Obuka, (2026) compares the bending modulus of MDF Hokusan, SGK Nordic and Richard Russel, the top most used medium density fibre board in Nigeria, with ANOVA showing highly significant differences ($p < 0.0001$) between all the three as well as Turkey's post-hoc showing differences with $p < 0.001$ for all pairs. Richard Russel exhibited the highest aggregate average bending modulus of 8697 MPa, indicating superior stiffness and strength. MDF Hokusan had the lowest with 1296 MPa, suggesting greater flexibility. SGK Nordic fell in-between with 7398 MPa. Ojo and Idieunmah, (2021) in an attempt to find the relationship between age and properties of timber, established linear relationship between age and strength properties of timber, increasing both the compression and shear strengths and even to a reasonable extent the bending strength. In Nigerian economy marine board engineered wood load strain evaluation, (Ilo, Emenike, & Oshim, 2025) established that Super-Plex ability to elongate at break is 61.37% and 117.96% higher than that of Marine Plex and Nplex respectively while Marine Plex elongation at break potential over Nplex is 35.07%. Again, in load strain evaluation of veneered engineered wood (plywood) in Nigerian market, (Ilo, Alumona, & Nwanjoku, 2025) from statistical analysis, showed that Viewpoint ability to elongate at break is 119.51% and 289.49% better than that of Caledonian and Plywood EQ respectively while Caledonian elongation at break potential over Plywood EQ is 78.32%. Recently, (Ilo, Ajibo, & Dim 2025a) in Nigerian economy marine board assessment analysis, found that Marine Plex marine board plywood had ultimate bending strength of 17.96 N/mm², Nplex marine board plywood recorded 21.502 N/mm² while Super Plex marine board plywood had the best flexural strength at peak of 65.84 N/mm². Aziz, et al, (2015) while studying the influence of activated carbon filler on the mechanical properties of wood composites, noted that MDF composites samples show higher strength value than plywood composites samples because of the increasing thickness of the

activated carbon filler. In hardness test analysis of medium density fibreboards MDF in Nigerian economy, (Eze, Ilo, & Dim, 2025b) found that Richard Russel attained aggregate average hardness of 545.75 HLD, Hokusan attained aggregate average hardness of 535.75 Leeb Hardness Test (HLD), while SGK Nordiac attained aggregate average hardness of 558.50 HLD. Marine Plex attained aggregate average hardness of 364.5 Leeb Hardness Test (HLD), Nplex attained aggregate average hardness of 392.25 HLD while Super-Plex attained aggregate average hardness of 370.75 HLD in a hardness test evaluation of marine board in Nigerian economy according to (Ilo, Nweke & Nebo, 2025). Okoye, Ilo, and Kanu (2025) asserted that statistically, the bending modulus for Marine Plex is just 19.60% and as much as 163.66% better suited than that of Super-Plex and Nplex respectively while for Super-Plex, it is as much as 120.45% favourable than that of Nplex in appraisal of marine board engineered wood products in Nigerian market. Flexural strength and elongation at break increased as coconut shell proportion got increased in the study of the effects of carbonized coconut shell (CS) volume fraction on mechanical properties of unsaturated polyester resin (UPR) composite and the mechanical properties by (Iloabachie, Obiorah, & Anene, 2018). Ilo, Uro, and Edeh, (2025) found that Plywood EQ attained aggregate average hardness of 459.25 HLD, View Point attained aggregate average hardness of 456.5 HLD while Caledonian attained aggregate average hardness of 407.5 Leeb Hardness Test (HLD) in a hardness test analysis of veneered engineered wood (Plywood) in Nigerian market. In the statistical analysis of wood load strain of high density fibre engineered wood product in Nigeria, (Ilo, Nwachi, & Chukwunyerere, 2025) asserted that Sinoply ability to elongate at break is 544.89% and 507.44.89% more than that of Dabar and Joubert respectively thereby placing Sinoply at an advantage position while Joubert elongation ability at break potential over Dabar is just 6.16% higher. Maximum flexural and ultimate tensile strength were attained at 20 wt% for the 425 microns when the effect of particle size on the ultimate tensile strength, flexural strength, density and water absorption characteristics of uncarbonized coconut shell/unsaturated polyester composites of particle size 425 microns sample and 170 microns sample were investigated, (Iloabachie, et al, (2017). Flexural strength values in glulam beams were found significantly higher than the control (custom wood) especially in edgewise direction in the assessment of glued laminated beams made from local wood species bonded with phenol resorcinol formaldehyde, urea-formaldehyde adhesives and polyurethane, (Ekundayo, Arum, & Owoyemi, 2022). Okoye, Ilo, and Chikelu, (2025) appraised the veneered engineered wood (Plywood) product in Nigerian economy bending modulus and found that statistically, the bending modulus for Caledonian is 132.79% and to the extent of 2155.50% more superior than that of Plywood EQ and Viewpoint respectively while bending modulus for Plywood EQ is 868.89% more suitable than that of Viewpoint. Ilo, Ajibo, and Dim (2025b)

found in experimental investigation of flexural strength of veneered engineered wood (Plywood) in Nigerian commercial sector that Viewpoint plywood recorded 4.956 N/mm², Plywood EQ recorded 9.467 N/mm² while Caledonian recorded 16.973 N/mm² as the maximum stress, modulus of rupture (MOR) each of them can withstand while being bent before failing or rupturing. Agina, Ilo and Ezirim, (2026) investigated the energy to break of three widely used high Density Fibreboard (HDF) engineered wood products in the Nigerian market and found that Sinoply attained the highest energy to break of 10.88725N.m, as the toughest implying high impact resistant and most durable, Dabar is in-between with 0.67175N.m to balance toughness and brittleness while Joubert has least energy to break of 0.588N.m as the best suited for applications where toughness is not much of a concern. In an investigation by (Okoye, Ilo and Ozono, 2026) on the bending modulus of three widely used high Density Fibreboard (HDF) engineered wood products in the Nigerian market with the objective of providing technical guidance for material selection to support sustainable economic development, the research show that Dabar has the highest bending modulus of approximately 14282MPa, indicating the stiffest and best for applications needing strength and stiffness especially in structural uses, Joubert has lowest bending modulus of approximately 9862MPa as the most flexible is suited for applications requiring flexibility such as in curved designs while Sinoply is in between with approximately 10674MPa balancing strength and flexibility. Coconut fibre reinforced HDPE had 28.6 mega pascal as optimum value for flexural strength in an analysis of the performance characteristics and reinforcement combinations of coconut fibre reinforced high density polyethylene (HDPE) polymer matrixes at optimum condition of volume fractions and particle sizes of coconut fibre-filler, (Ihueze, Achike, & Okafor 2016). In light of the reviewed literature, the clear departure from prior work beyond prior this study is the study of energy to break of Marine Board engineered wood products in Nigerian economy. Hence, lack of studies on energy to break of Marine Board Engineered Wood in Nigerian economy is evident. The obvious need of providing technical insight on Marine Board engineered wood products in Nigerian economy with regards to their energy to break becomes imperative to be sought, hence this paper as research gap being closed.

Research Methodology

Material

Three most used Marine Board engineered wood products in Nigerian economy were selected to value their energy absorption capacity. The samples were selected for test and subsequent analysis and they were Super-Plex, Marine Plex and Nplex as represented accordingly in table 1.

Table 1: Marine Board Engineered Wood Product Samples Tested for Energy to Break

SAMPLE	A	B	C
MAKE	Super-Plex	Marine Plex	Nplex

Equipment

Conforming to ASTM D3043-17 and requirement with the testometric testing machine the test specimens were prepared. Quasi-static tests were carried out using three-point loading (centre-point flexure) configuration at loading (crosshead) rate of approximately $\approx 4\text{mm/min}$ ($\pm 50\%$). The tests were done at relative humidity of $65\% \pm 2\%$ and controlled lab with minimal vibrations. The samples were confirmed to have comparable density and moisture content. Oven-dry method per ASTM D4442 was used to measure the moisture content. The specimens were conditioned to $12.1 \pm 0.3\%$ MC per ASTM D3043. Figure 1, testometric testing machine was used in the test. According to the resistive tendencies of each sample as the jaw moves down energy to break data of the sample tested were generated. According to the requirement by the testometric machine shown in figure 1, the samples were all tested on the machine one after the other after being prepared diligently. Energy to break aggregate average statistics of four replicates conducted on each of the samples were generated. With computer program the dynamics of the energy to break chats for the test are also generated from data obtained. The plot being a function of the samples compositions resulting from their nature is obviously a clear indication or measure of potentials of the material's amount of energy to be absorbed before it breaks or fractures which actually is a measure of a materials toughness. Analysis of Variance (ANOVA) was run on the data to check if samples differ significantly. A follow-up Post-Hoc test (Tukey's) compared the pairs of samples. The statistical analysis and the chats generated are analysed under results and analysis below.



Figure 1. Testometric machine (A universal testing machine)

Results and Analysis

For each of the samples Super-Plex, Marine Plex and Nplex, the charts for energy to break are shown as charts in figures 2, 3 and 4 respectively while figure 5 X rays the energy to break aggregate average results for Super-Plex, Marine Plex and Nplex.

Plots

The figure 2 below is a chart for results for four tests conducted on Super-Plex. The data generated were within a close range which is an indication of homogeneity of the sample, Super-Plex.

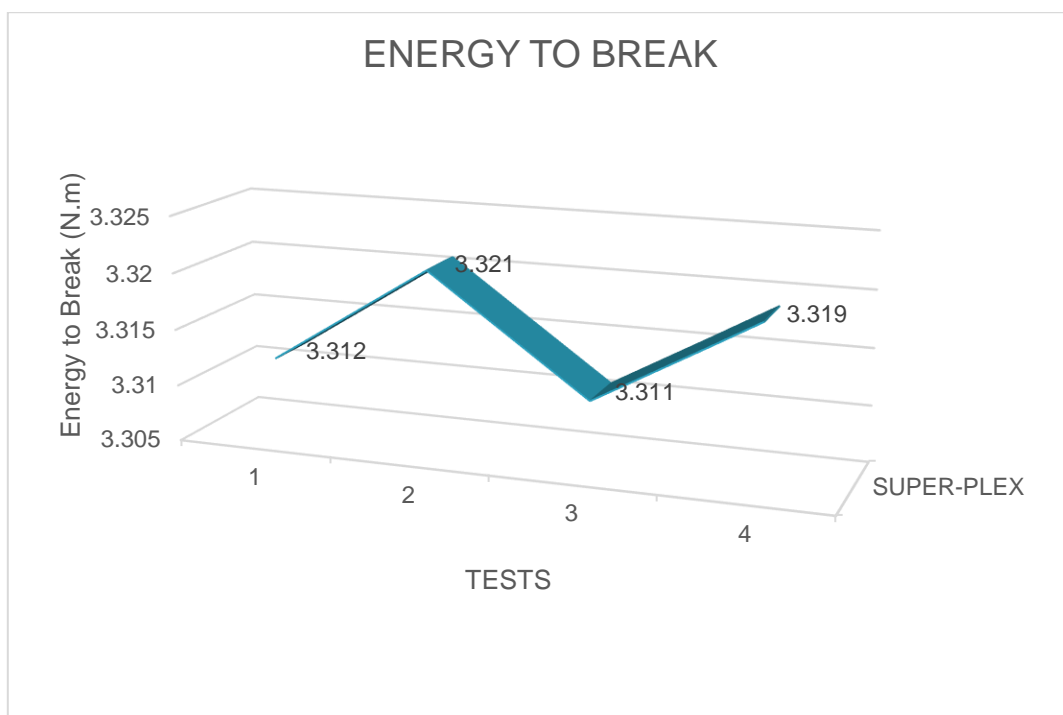


Figure 2. Energy to Break results for Super-Plex

The figure 3 below is a chart for results for four tests conducted on Marine Plex. The data generated did not widely spread out showing clear trend of the energy to break of the sample, Marine Plex.

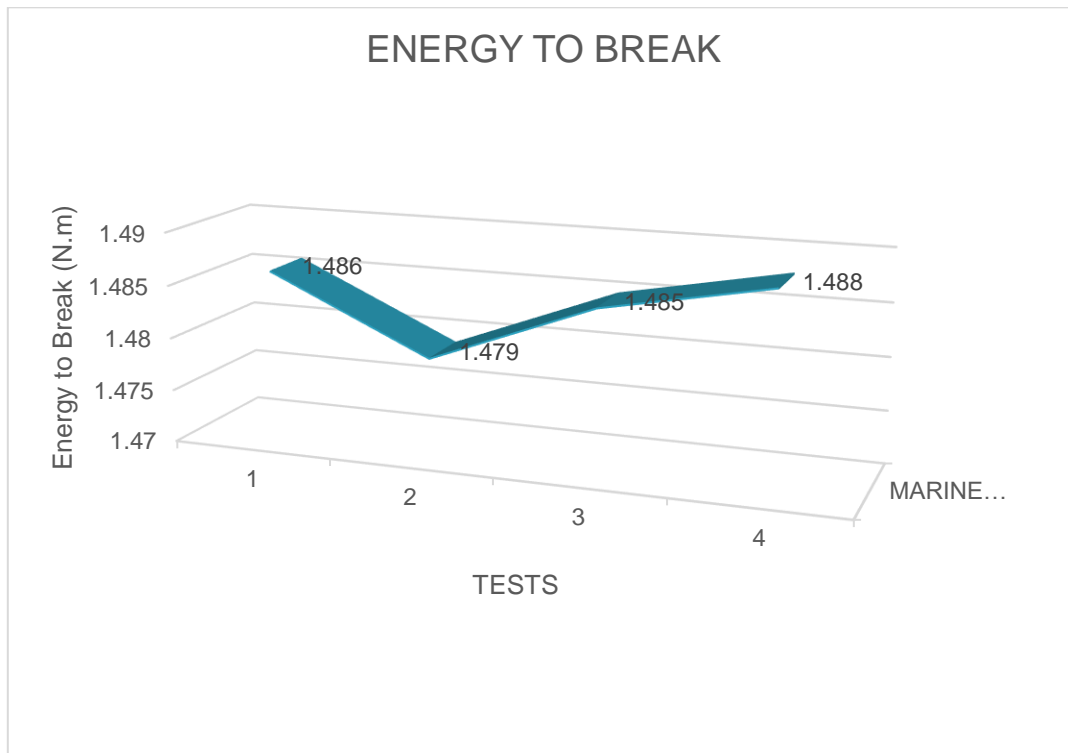


Figure 3. Energy to Break results for Marine Plex

The figure 4 below is a chart for results for four tests conducted on Nplex. The data generated was within the average range showing uniformity and clear trend of energy to break of the sample, Nplex.

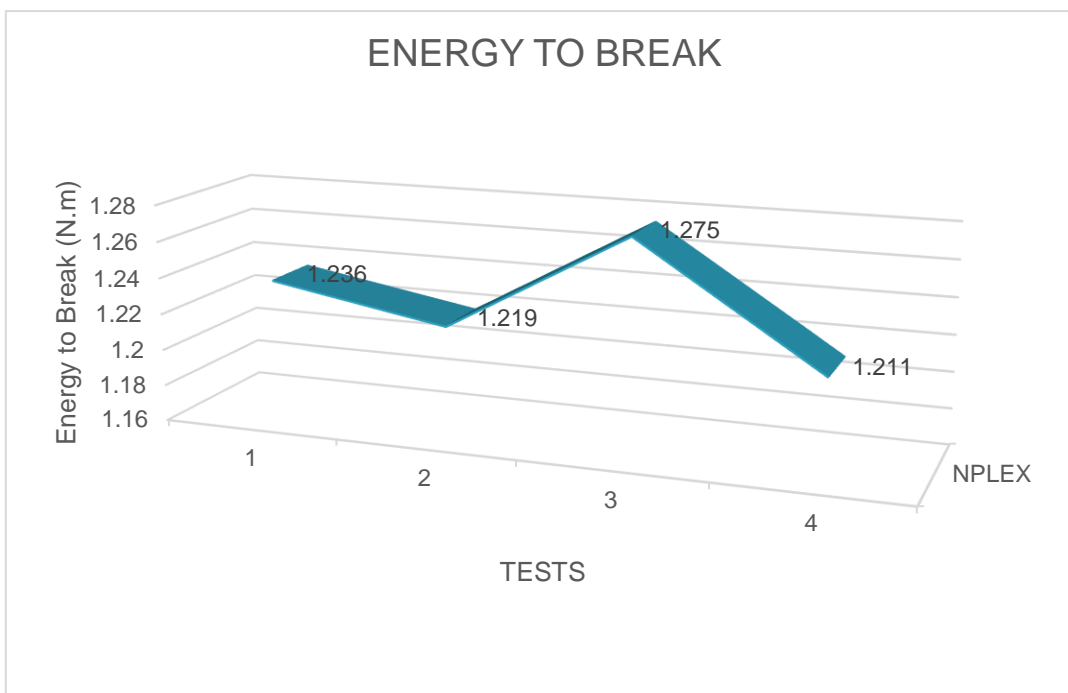


Figure 4. Energy to Break results for Nplex

The figure 5 below shows aggregate average for the four tests on Super-Plex, Marine Plex and Nplex. From the ascending order of their energy to break, the novelty of the research shows that Nplex achieved aggregate average energy to break test result of 1.23525N.m, Marine Plex attained aggregate average energy to break test value of 1.4845N.m while in

Super-Plex, aggregate average energy to break test data was 3.31575 N.m. Relatively, for Marine Board engineered wood products in Nigeria, energy to break for Super-Plex is 1.83125N.m and 2.0805N.m more than Marine Plex and Nplex respectively. Energy to break for Marine Plex is just 0.24925N.m more than that of Nplex. Within-group

consistency was high for all brands (makes). SUPER-PLEX (CV = 0.15%) and MARINE-PLEX (CV = 0.26%) showed excellent repeatability across the four replicate tests, indicating tight manufacturing quality control. NPLEX exhibited slightly higher variability (CV = 2.34%) but remained within acceptable limits for commercial plywood. One-way advanced statistical analysis of variance (ANOVA)

indicated a significant effect of brand (make) on energy to break, $F(2, 9) = 1.87 \times 10^4$, $p < .001$. Tukey HSD post-hoc tests revealed SUPER-PLEX ($M = 3.32$, $SD = 0.005$) absorbed significantly more energy than MARINE-PLEX ($M = 1.48$, $SD = 0.004$) and NPLEX ($M = 1.24$, $SD = 0.03$), all $p < .001$. MARINE-PLEX also exceeded NPLEX, $p < .001$. This implying all pairs differ significantly.

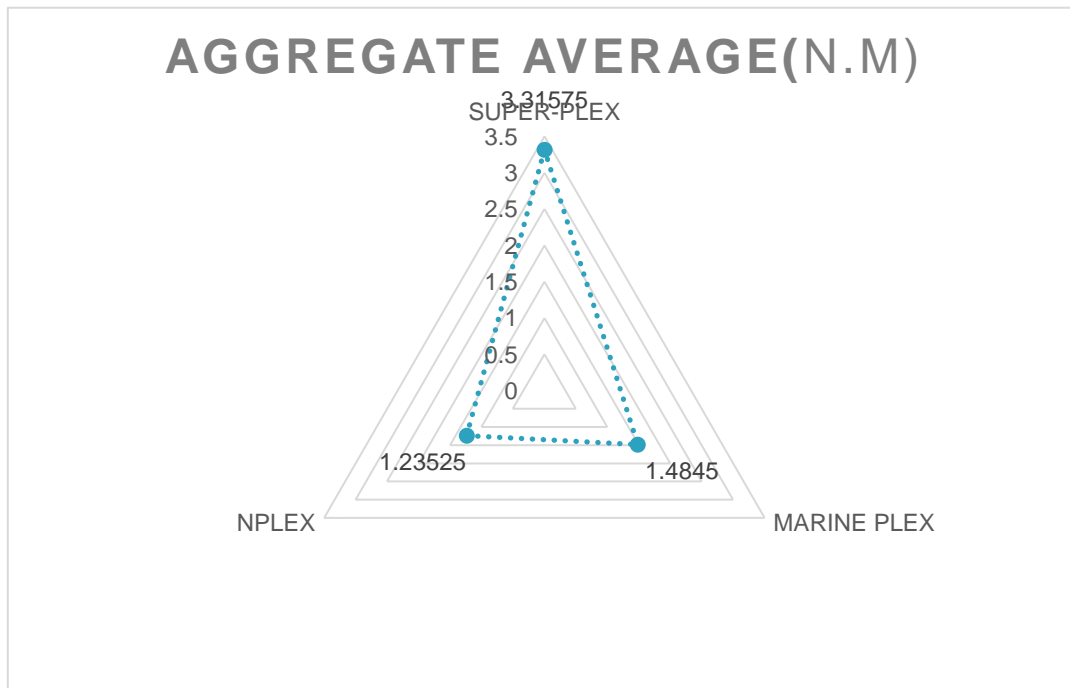


Figure 5. Energy to break aggregate average results for Super-Plex, Marine Plex and Nplex

Conclusion and Recommendation

Brand accounts for 99.98% of variance in energy to break among the tested marine boards. SUPER-PLEX demonstrates superior toughness and manufacturing consistency, performing at 2.2–2.7 times the energy capacity of competing brands. MARINE-PLEX represents a mid-tier option, while NPLEX exhibited the lowest toughness and highest variability. These findings provide empirical evidence for quality grading of Nigerian marine boards and suggest SUPER-PLEX is most suitable for high-impact, safety-critical applications.

The identified insights play key role in the choice of marine board products samples in Nigerian commercial sector with particular reference to their energy to break so as to grow responsibly sustainable economic development through prevention of loss associated with use of inappropriate Marine Board engineered wood products in Nigeria market. Concerning one's need for Marine Board engineered wood products in Nigeria, the avant-garde stands out as a yardstick for technical insight needed in decision making regarding appropriate choice by engineers, contractors, policy makers and stake holders for sustainable development. Future research interest should centre on energy to break of other types of engineered wood products commonly used in Nigerian commercial sector not yet researched.

References

1. Olorunnisola, A. O. (2023). The past, present and future outlook of the wood industry in Nigeria. Ed: Guanben Du and Xiaojian Zhou, *Chapter Metrics Overview*, DOI: 10.5772/intechopen.105794
2. Ogunwusi, A. A. (2012). The Forest Products Industry in Nigeria. *An International Multidisciplinary Journal, Ethiopia*. 6(4), Serial No. 27. pp191-205. DOI: <http://dx.doi.org/10.4314/afrev.v6i4.13>.
3. FMRL, (2025). Plywood manufacturing in Nigeria; The feasibility Report. <https://businessplansinnigeria.ng/business-plans/plywood-manufacturing-in-nigeria-the-feasibility-report/#:~:text=Since%201997%2C%20annual%20production%20has,%2C%20the%20UAE%2C%20and%20Austria.>
4. Shirsath, P. (2025). Engineered Wood Market Analysis 2025. *Manufacturing and Construction – Engineered Wood Market*. Report ID: CMR187109, Data updated October 2025, Ed 8th, Rating: 4.8. <https://www.cognitivemarketresearch.com/engineered-wood-market-report>.
5. Garcia-Garcia, D, Quiles-Carrilo, L., Montanes, N., Fombuena, V. & Balart R. (2018) Manufacturing and Characterization of Composite Fibreboards with

- Posidonia oceanica wastes with an Environmentally-Friendly Binder from Epoxy Resin. *Materials*, 11(1): 35. <https://doi.org/10.3390/ma11010035>.
6. [6] Fasasi, M. O., Baba, A. M. & Ogunmilua, O. K. (2024). Assessing the Impact of Engineered Wood Products on Sustainable Construction: A Comparative Study with Conventional Concrete Building Methods, *Open Journal of Engineering Sciences (OJES)*, 6(1): 14-34. <https://doi.org/10.52417/ojes.v5i1.588>.
 7. Obaedo, B. O., (2024). The Inflation Rate and the Prices of Building Materials in Benin City, *International Journal of Advanced Multidisciplinary Research and Studies*, 4(4):1112-1122, DOI: <https://doi.org/10.62225/2583049X.2024.4.4.3158>.
 8. Igboekulie, I. E., Monye, C. & Joseph, F. F. (2022). Assessment of the effect of building materials cost on housing development in Owerri, Imo State, Nigeria. *International Journal of Advances in Engineering and Management (IJAEM)*, 4(9): 455-474, ISSN: 2395-5252. DOI: 10.35629/5252-0409455474.
 9. Barguma, W. S., Atanda, B. T., Chidiebere, U. E., Kudirat, B. F., & Busola, T. R. (2022). A Study of Inflation Trend Pattern and Its Impact on Nigeria's Economy. *International Journal of Research Publication and Reviews*,3(4): pp 5989-5997, ISSN 2582-7421, Available at www.ijrpr.com.
 10. Akinyemi. B. A., Afolayan, J. O. & Oluwatobi, E. O. (2016). Some properties of composite corn cob and sawdust particle boards. *Construction and Building Materials* 127: 436-441. <https://doi.org/10.1016/j.conbuildmat.2016.10.040>.
 11. Eze, C.C., Ilo, C. P. & Dim, E. C. (2025a). Hardness Critical Appreciation of High Density Fibreboard (HDF) in Economy of Nigeria. *Top Academic Journal of Engineering and Mathematics*, 10(5), 1-12, September – October, DOI:<https://doi.org/10.5281/zenodo.17184987>. ISSN: 2837-2964. Available at: <https://topjournals.org/index.php/TAJEM/article/view/1032>, [Google Scholar Indexed].
 12. Ilo, C. P., Nneji, S. N. & Igede, G. A. (2025). Nigerian Market High Density Fibreboard (HDF) Flexural Strength Evaluation. *Top Academic Journal of Engineering and Mathematics*, 10(4): 27-37, July – August, ISSN: 2837-2964. <https://doi.org/10.5281/zenodo.16410270>. [Google Scholar Indexed].
 13. Ilo, C. P., Okoye, B. C., and Ugama, J. (2025). Nigerian Commercial Sector Medium Density Fibreboard (MDF) Engineered Wood Load Strain Critiques. *IKR Journal of Engineering and Technology, (IKRJET)*, 1(3), 224-230, ISSN: 3107-7331 (Online), <https://doi.org/10.5281/zenodo.17890847>. Available at <https://ikrpublishers.com/ikrjet/> [Google Scholar Indexed].
 14. Courard, L., Goffinet, C., Migeotte, N., Martin, M., Pierard, J. & Polet, V. (2012). Influence of the reuse of OSB and marine plywood formworks on surface concrete aesthetics. *Materials Structures* 45: 1331-1343. <https://doi.org/10.1617/s11527-012-9835-0>.
 15. Ilo, C. P., Nwanjoku, T. S. & Olayeye E. A. (2025). Nigerian Economy Medium Density Fibreboard (MDF) Wood Composite Flexural Strength Assessment. *International Journal of Novel Research in Interdisciplinary Studies*, 12(4): 1-7, July – August, ISSN 2394-9716. DOI: <https://doi.org/10.5281/zenodo.16088491>. Available at: www.noveltyjournals.com, [Google Scholar Indexed].
 16. Okoye, C. C., Ilo, C. P. & Obuka, N. S. P. (2026). Nigerian Market Medium Density Fibre Board (MDF) Engineered Wood Bending Modulus Appraisal for Viable Economic Development. *IKR Journal of Multidisciplinary Studies, (IKRJMS)*, 2(1), 19-27, ISSN: 3107-3999 (Online), <https://doi.org/10.5281/zenodo.18388839>, <https://ikrpublishers.com/wp-content/uploads/2026/01/IKRJMS43162-2026.pdf>, Available at <https://ikrpublishers.com/ikrjms/>. [Google Scholar Indexed].
 17. Ojo, O. S. & Idieunmah, F. M. (2021). Influence of Age on the Strength of Different Species of Timber. *LAUTECH Journal of Civil and Environmental Studies*, 6(2), 39-46. DOI:10.36108/laujoces/1202.60.0240.
 18. Ilo, C. P., Emenike, S. U., & Oshim, S. N. (2025). Achieving Sustainable Development Through Nigerian Economy Marine Board Engineered Wood Load Strain Evaluation. *International Journal of Novel Research in Interdisciplinary Studies*, 12(6): 21-28, November – December, ISSN 2394-9716. DOI:<https://doi.org/10.5281/zenodo.18092920>. Available at: www.noveltyjournals.com, [Google Scholar Indexed].
 19. Ilo, C. P., Alumona, O. U & Nwanjoku, T. S. (2025). Sustainable Economic Development Via Nigerian Market Veneered Engineered Wood (Plywood) Load Strain Appraisal. *International Journal of Recent Research in Interdisciplinary Sciences (IJRRIS)*.12(4): 29-36, ISSN 2350-1049. <https://doi.org/10.5281/zenodo.18104994>. Available at: www.paperpublications.org. [Google Scholar Indexed].
 20. Ilo, C. P., Ajibo, J. I. & Dim, E. C. (2025a). Flexural Strength Appraisal of Marine Board Plywood in Nigerian Market. *International Journal of Recent Research in Civil and Mechanical Engineering (IJRCME)*. 12(1): (18-24) DOI: <https://doi.org/10.5281/zenodo.15753859>. [Google Scholar Indexed].
 21. Aziz, N. A. A., Mohamed, M., Mohamad, M, Amini, M. H. M., Aziz, M. S. A., Yusoff, H. and Rizman, Z. I. (2015). Influence of activated carbon filler on the

- mechanical properties of wood composites. *ARNP Journal of Engineering and Applied Services*, 10(1): 376-386. www.arpnjournals.com
22. Eze, C. C., Ilo, C. P. & Dim, E. C. (2025b). Hardness Appraisal of Medium Density Fibreboard (MDF) in Nigerian Economy. *Top Multidisciplinary Research Journal*, 10(5), 1-12, September – October, DOI: <https://doi.org/10.5281/zenodo.17158069>. ISSN: 2994-0419. Available at: <https://topjournals.org/index.php/TMRJ/article/view/1029>, [Google Scholar Indexed].
 23. Ilo, C. P., Nweke, C. K & Nebo, E. U. (2025). Nigerian Commercial Sector Marine Board Wood Composite Hardness Assessment. *Academic Journal of Science, Engineering and Technology*. 10(3), 46-57. ISSN: 2837-2964. Available at: <https://topjournals.org/index.php/AJSET/article/view/1025>. [Google Scholar Indexed]. DOI: <https://doi.org/10.5281/zenodo.17176091>.
 24. Okoye, C. C., Ilo, C. P. & Kanu, S. C. (2025). Nigerian Economy Marine Board Engineered Wood Bending Modulus Critiques for Sustainable Development. *International Journal of Novel Research in Interdisciplinary Studies*, 12(6): 13-20, November – December, ISSN 2394-9716. DOI: <https://doi.org/10.5281/zenodo.18068090>. Available at: www.noveltyjournals.com, [Google Scholar Indexed].
 25. Iloabachie, I. C. C., Obiorah, S. M. O. & Anene, F. A. (2018). Study of mechanical properties of carbonized coconut shell polyester composite. *Journal of Engineering and Applied Sciences*. 13: 54-62.
 26. Ilo, C. P., Uro, U. F. & Edeh, J. N. (2025). Comparative Hardness Analysis on Nigerian Market Wood Composite (Plywood), *Top Multidisciplinary Research Journal*, 10(4): 1-12, July-August, ISSN: 2994 0419. DOI: <https://doi.org/10.5281/zenodo.16925622>. [Google Scholar Indexed].
 27. Ilo, C. P., Nwachi, O. I. & Chukwunyere, K. E. (2025). Appraisal of Nigerian Commercial Sector High Density Fibreboard (HDF) Engineered Wood Load Strain. *International Journal of Recent Research in Interdisciplinary Sciences (IJRRIS)*. 12(4): 1-8, ISSN 2350-1049. <https://doi.org/10.5281/zenodo.17500682>. Available at: www.paperpublications.org. [Google Scholar Indexed].
 28. [28] Iloabachie, I. C. C., Obiorah, S. M. O., Ezema, I. C., Okpe, B. O., Chima, O. M. & Chime, A. C. (2017). The effects of particle size on the flexural strength, tensile strength, and water absorption properties of uncarbonized coconut shell/polyester composite. *International Journal of Advanced Engineering and Technology*. 1(1): 22-27. ISSN: 2456-7655. Available at: <https://www.allengineeringjournal.com/assets/archives/2017/vol1issue1/1-1-23-950.pdf>.
 29. Ekundayo, O. O., Arum, C. & Owoyemi, J. M. (2022). Bending strength evaluation of Glulam Beams made from selected Nigerian wood species. *International Journal of Engineering (IJE)*. 35(11): 2120-2129. doi: 10.5829/ije.2022.35.11b.07.
 30. Okoye, C. C., Ilo, C. P. & Chikelu, N. A. (2025). Examination of Nigerian Economy Veneered Engineered Wood Bending Modulus for Sustainable Development. *IKR Journal of Multidisciplinary Studies, (IKRJMS)*, 1(5), 223-229, ISSN: 3107-3999 (Online), <https://doi.org/10.5281/zenodo.18056231>. Available at <https://ikrpublishers.com/ikrjms/>. [Google Scholar Indexed].
 31. Ilo, C. P., Ajibo, J. I. & Dim, E. C. (2025b). Analysis of flexural strength of wood composite (plywood) in Nigerian commercial sector. *International Journal of Novel Research in Engineering and Science*, 12(1): 30-35. DOI: <https://doi.org/10.5281/zenodo.15687650>. [Google Scholar Indexed].
 32. Agina, C. C., Ilo, C. P. & Ezirim, K. T. (2026). Nigerian Market High Density Fibre Board (HDF) Engineered Wood Energy to Break Appraisal for Sustainable Economy. *IKR Journal of Engineering and Technology (IKRJET)*, 2(2), 64-72, ISSN: 3107-7331 (Online), <https://doi.org/10.5281/zenodo.19483247>, <https://ikrpublishers.com/wp-content/uploads/2026/04/IKRJET38308-2026.pdf>, Available at <https://ikrpublishers.com/ikrjet/>. [Google Scholar Indexed].
 33. Okoye, C. C., Ilo, C. P. & Ozono, V. I. (2026). Bending Modulus Evaluation of Nigerian Market High Density Fibre Board (HDF) Engineered Wood for Sustainable Economy. *IKR Journal of Engineering and Technology (IKRJET)*, 2(1), 70-77, ISSN: 3107-7331 (Online), <https://doi.org/10.5281/zenodo.18729870>, <https://ikrpublishers.com/wp-content/uploads/2026/02/IKRJET35222-2026.pdf>, Available at <https://ikrpublishers.com/ikrjet/>. [Google Scholar Indexed].
 34. Ihueze, C. C., Achike, M. K. & Okafor, C. E. (2016). Optimal performance characteristics and reinforcement combinations of coconut fiber reinforced high density polyethylene (HDPE) polymer matrixes. *Journal of Scientific Research & Reports*, 9(3): 1-10. Doi:10.9734/JSRR/2016/20385. Available at SSRN: <https://ssrn.com/abstract=2902118> or <http://dx.doi.org/10.2139/ssrn.2902118>.